



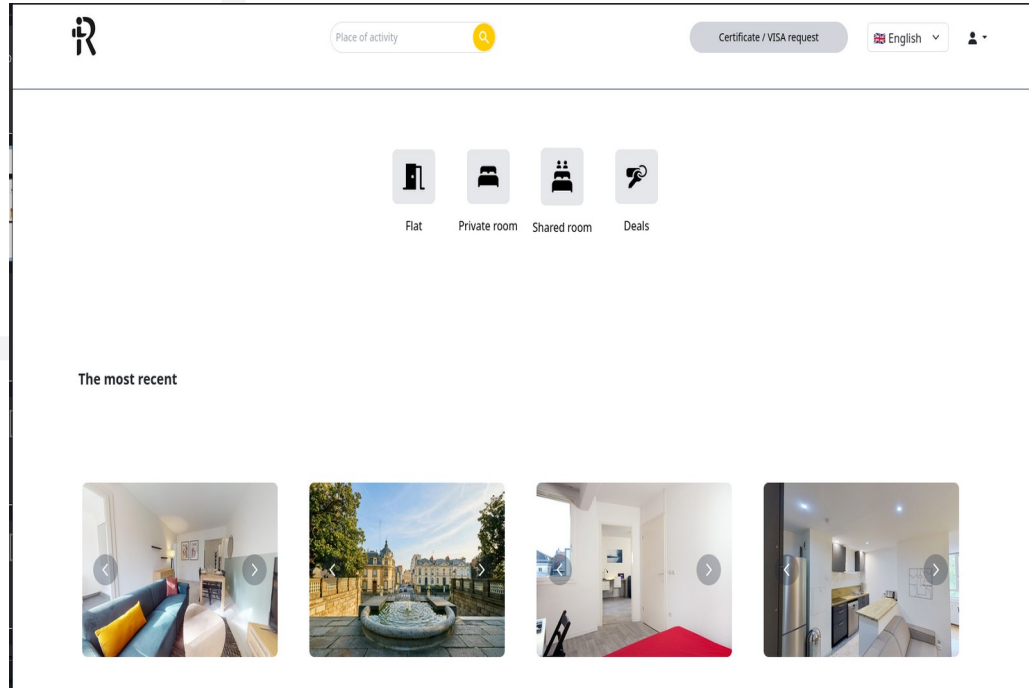
ROOMLERS

# ROOMLERS WEBSITE TUTORIAL CERTIFICATE



[www.roomlers.com](http://www.roomlers.com)

[contact@roomlers.com](mailto:contact@roomlers.com)



# TABLE OF CONTENTS

Subscription  
Certificate

page 3  
page 11



# SUBSCRIPTION

Our website has been tested with the following browsers: Mozilla Firefox, Google Chrome and Safari. We recommend using Roomlers with these browsers for a quality experience.

On the right, the website's homepage.

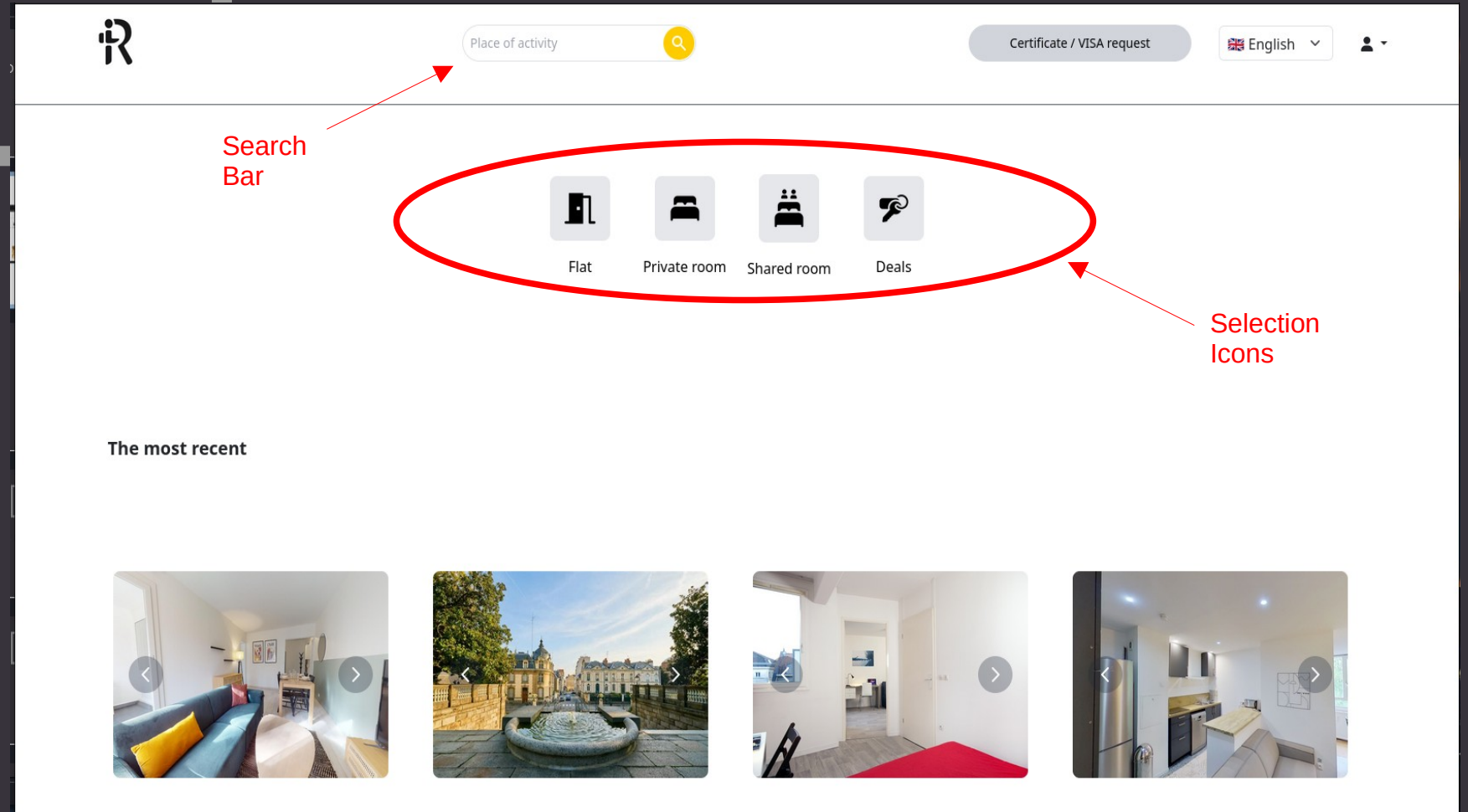
#### First visit:

You'll find on the home page our most recent properties.

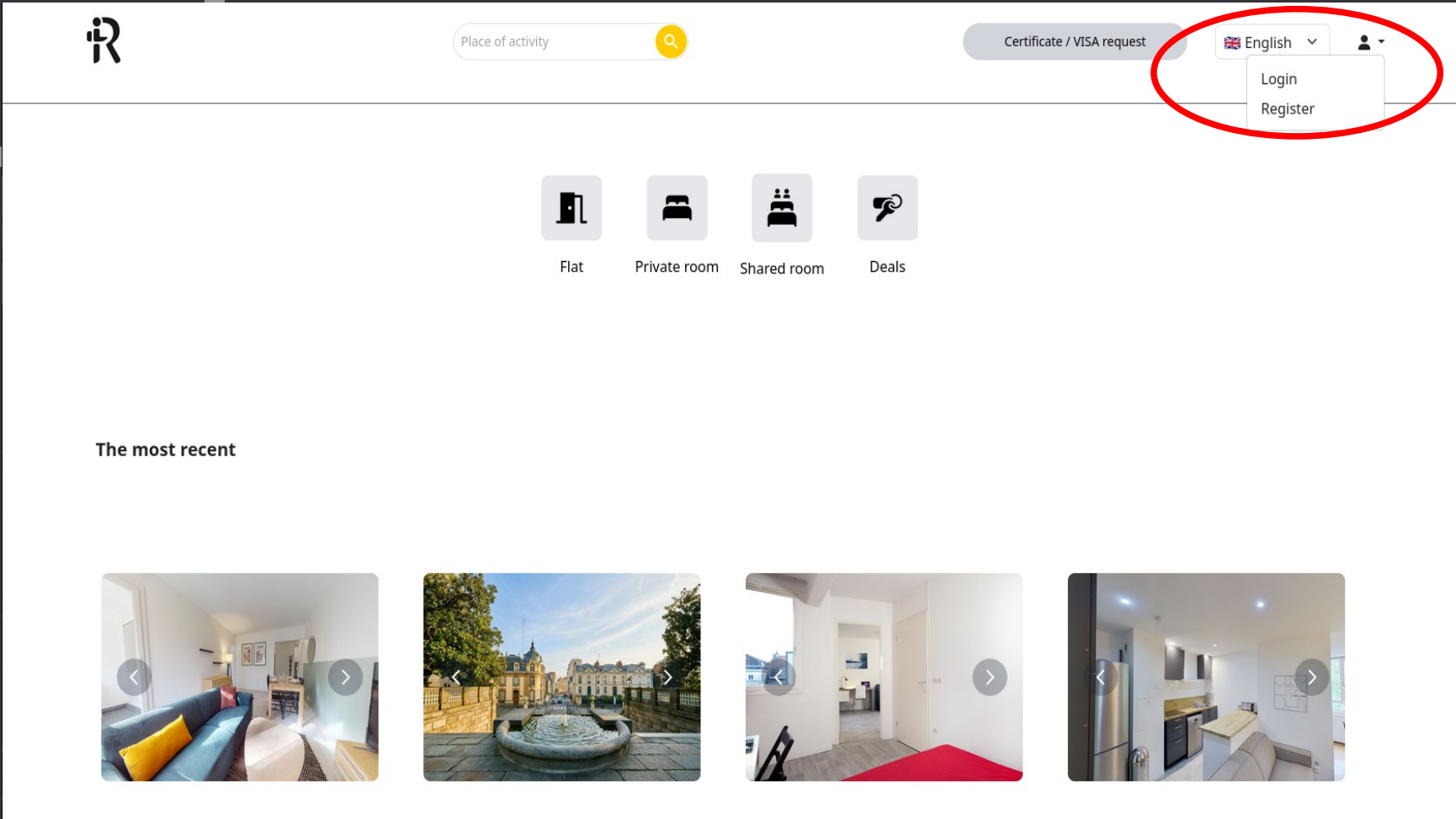
You can also refine your search by selecting one of the four icons present or by typing the name of a city in the search bar.

By clicking on one of the properties, you will have access to the description page with all the details about the accommodation.

To enjoy all our services, you need to register.



Click on the top right and choose « Register » to create an account.



## Registration Page:

Fill in the fields on the form to create your account.

The first field allows you to choose your profile: I'm an **owner** or I'm a potential **tenant**.

The screenshot shows the registration page for Roomlers. The header includes the Roomlers logo, a search bar for 'Place of activity', a 'Certificate / VISA request' button, and a language dropdown set to 'English'. The main content area is titled 'Register' and contains a form with the following fields:

- I'm ... (dropdown menu)
- Email
- First Name
- Last Name
- France (+33) (country dropdown)
- Phone

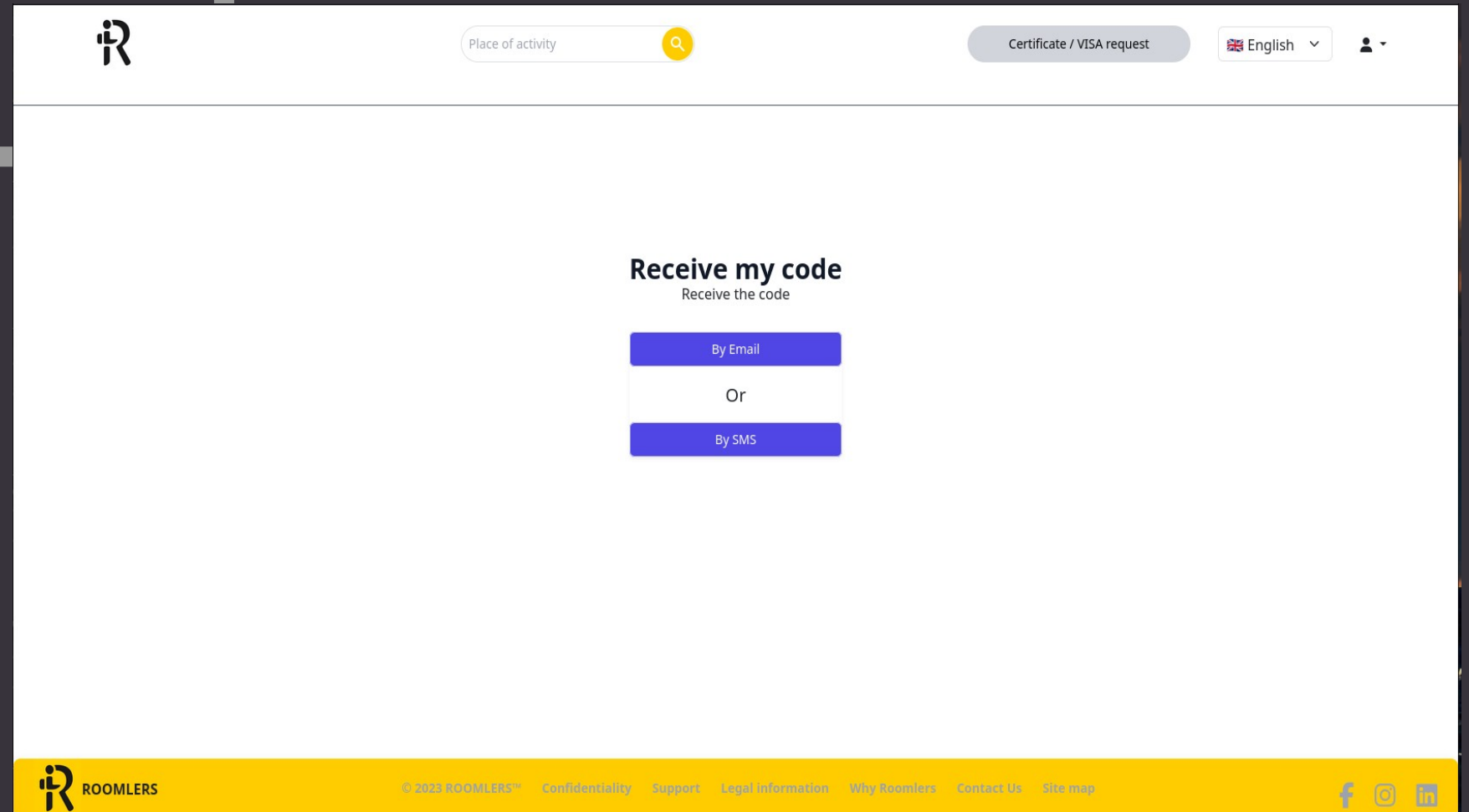
Below the form, there is a link for 'Already have an account?' and a blue 'Continue' button.

The footer is yellow and contains the Roomlers logo, copyright information (© 2023 ROOMLERS™), and various links: Confidentiality, Support, Legal information, Why Roomlers, Contact Us, and Site map. Social media icons for Facebook, Instagram, and LinkedIn are also present.

## Registration Page:

Each time you log in, and in order to respect our best practices in terms of security, you will receive a verification code (valid for 10 minutes) by email or text according to your choice.

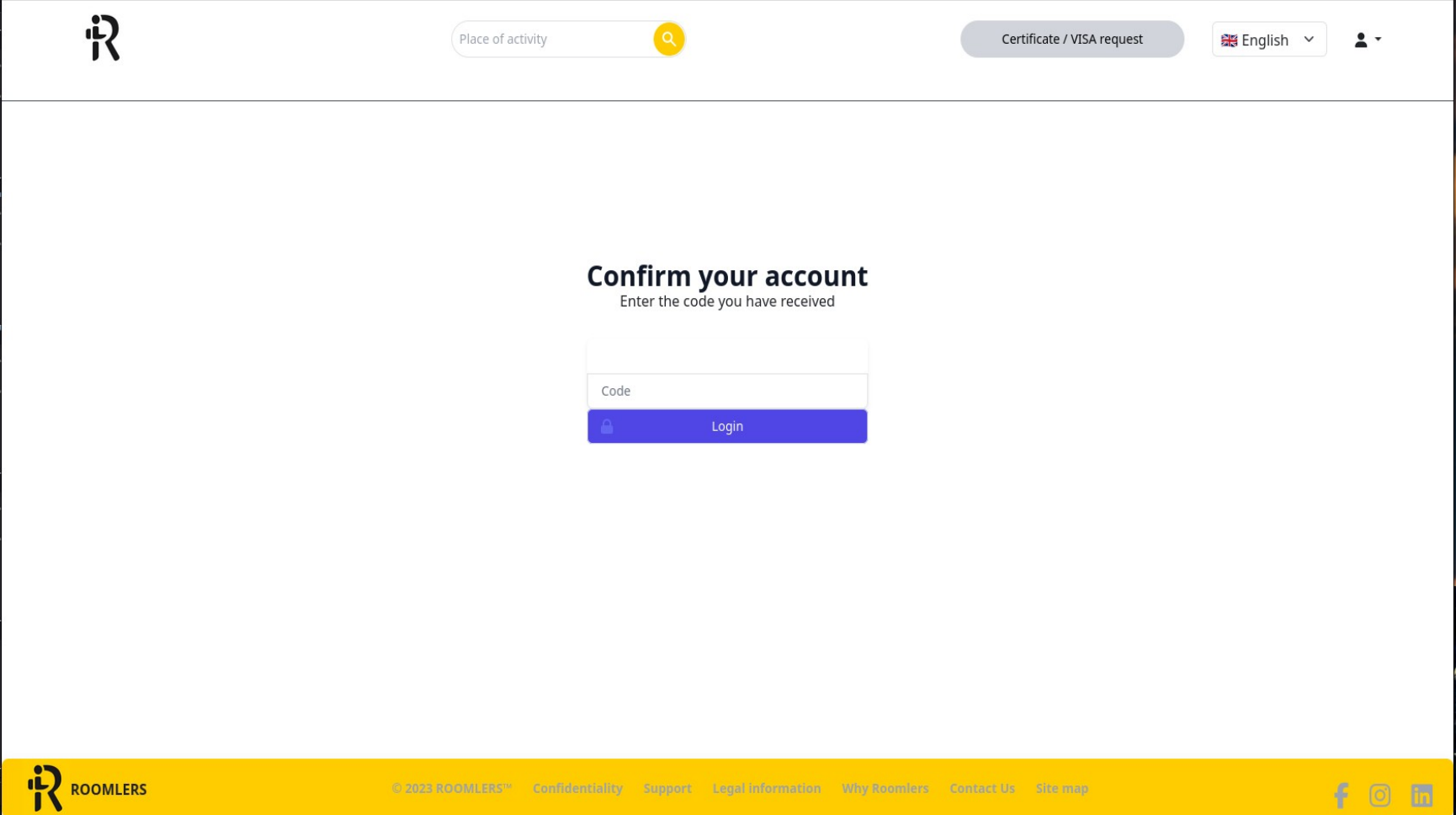
Choose an option to receive your security code (email or text).



The screenshot displays the Roomlers registration page. At the top left is the Roomlers logo. To its right is a search bar labeled 'Place of activity' with a magnifying glass icon. Further right is a button labeled 'Certificate / VISA request'. On the far right of the header is a language dropdown menu set to 'English' and a user profile icon. The main content area features a centered heading 'Receive my code' with the subtext 'Receive the code' below it. There are three buttons: a blue 'By Email' button, a white 'Or' button, and another blue 'By SMS' button. The footer is a yellow bar containing the Roomlers logo and name, copyright information '© 2023 ROOMLERS™', and links for 'Confidentiality', 'Support', 'Legal information', 'Why Roomlers', 'Contact Us', and 'Site map'. Social media icons for Facebook, Instagram, and LinkedIn are also present in the footer.

## Registration Page:

Enter the security code you received.



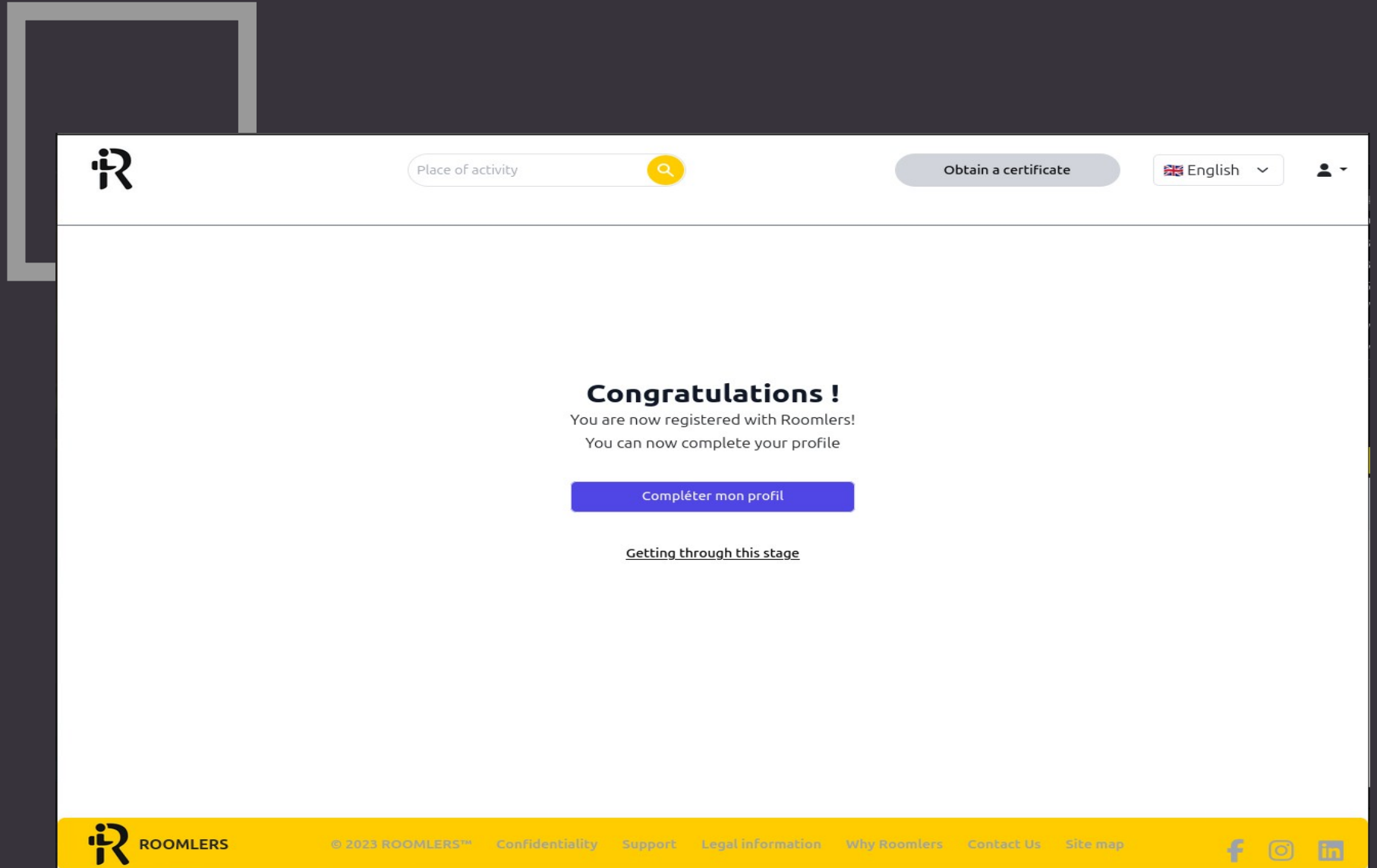
The screenshot shows a web browser window with the Roomlers logo in the top left corner. The top navigation bar includes a search bar labeled "Place of activity" with a magnifying glass icon, a button labeled "Certificate / VISA request", and a language dropdown menu set to "English". The main content area features the heading "Confirm your account" and the instruction "Enter the code you have received". Below this is a text input field labeled "Code" and a blue "Login" button with a lock icon. The footer contains the Roomlers logo and name, copyright information "© 2023 ROOMLERS™", and links for "Confidentiality", "Support", "Legal information", "Why Roomlers", "Contact Us", and "Site map". Social media icons for Facebook, Instagram, and LinkedIn are also present.



## Connection:

Well done! You can now access our services.

**We advise you to complete your profile right away. Information will be required regardless of your account (landlord or tenant).**



The screenshot shows the Roomlers website interface. At the top left is the Roomlers logo (a stylized 'iR'). To its right is a search bar with the placeholder text 'Place of activity' and a magnifying glass icon. Further right is a button labeled 'Obtain a certificate'. On the far right of the header is a language selector showing 'English' with a dropdown arrow and a user profile icon.

The main content area features a large heading 'Congratulations!' followed by the text 'You are now registered with Roomlers!' and 'You can now complete your profile'. Below this is a prominent blue button with the text 'Compléter mon profil'. Underneath the button is a link that reads 'Getting through this stage'.

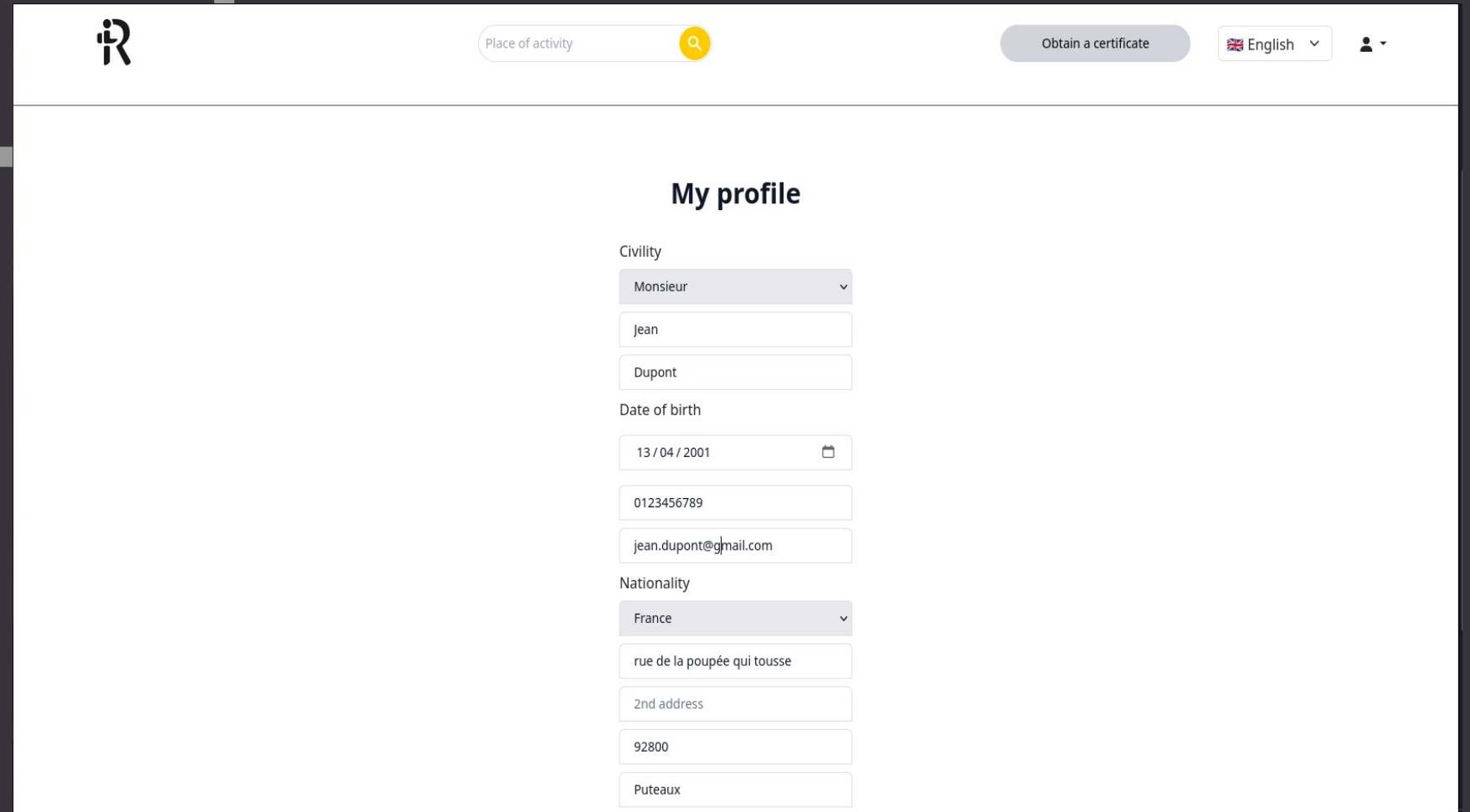
The footer is a solid yellow bar containing the Roomlers logo and the word 'ROOMLERS' on the left. In the center, it lists copyright information '© 2023 ROOMLERS™' and several navigation links: 'Confidentiality', 'Support', 'Legal information', 'Why Roomlers', 'Contact Us', and 'Site map'. On the right side of the footer are icons for Facebook, Instagram, and LinkedIn.

## Connection:

Fill in the fields to complete your profile.

Please note: information will be verified for every account (owner or tenant).

Following completion of your account, you will return to the home page where you can then use the website's services (posting a rental ad, searching for properties, obtaining certificates,...).



The screenshot displays a web application interface for profile management. At the top, there is a navigation bar with a logo on the left, a search bar labeled 'Place of activity', a yellow search icon, a button labeled 'Obtain a certificate', and a dropdown menu for 'English' with a user profile icon.

### My profile

**Civility**

Monsieur

Jean

Dupont

**Date of birth**

13 / 04 / 2001

0123456789

jean.dupont@gmail.com

**Nationality**

France

rue de la poupée qui tousse

2nd address

92800

Puteaux



# CERTIFICATE

## Obtain a certificate:

If you are not connected, you will need to log in before accessing the service.

Enter your login information to access the certificates.

ROOMLERS

Place of activity

Certificate / VISA request

English

ROOMLERS

## Login

Prefix (phone only)

France

E-mail or phone

[No account yet?](#)

Receive the code

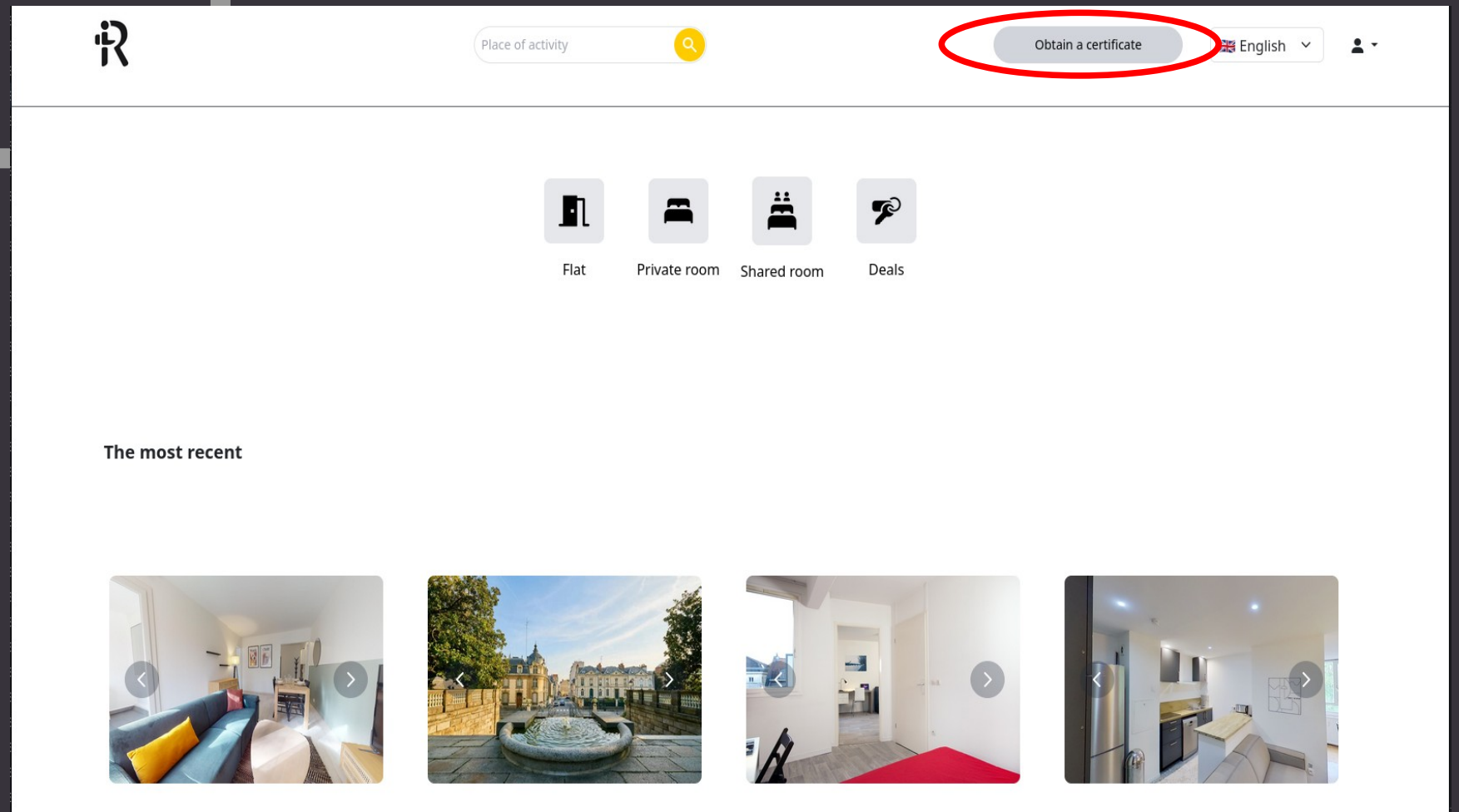
ROOMLERS

© 2023 ROOMLERS™ Confidentiality Support Legal information Why Roomlers Contact Us Site map

f @ in

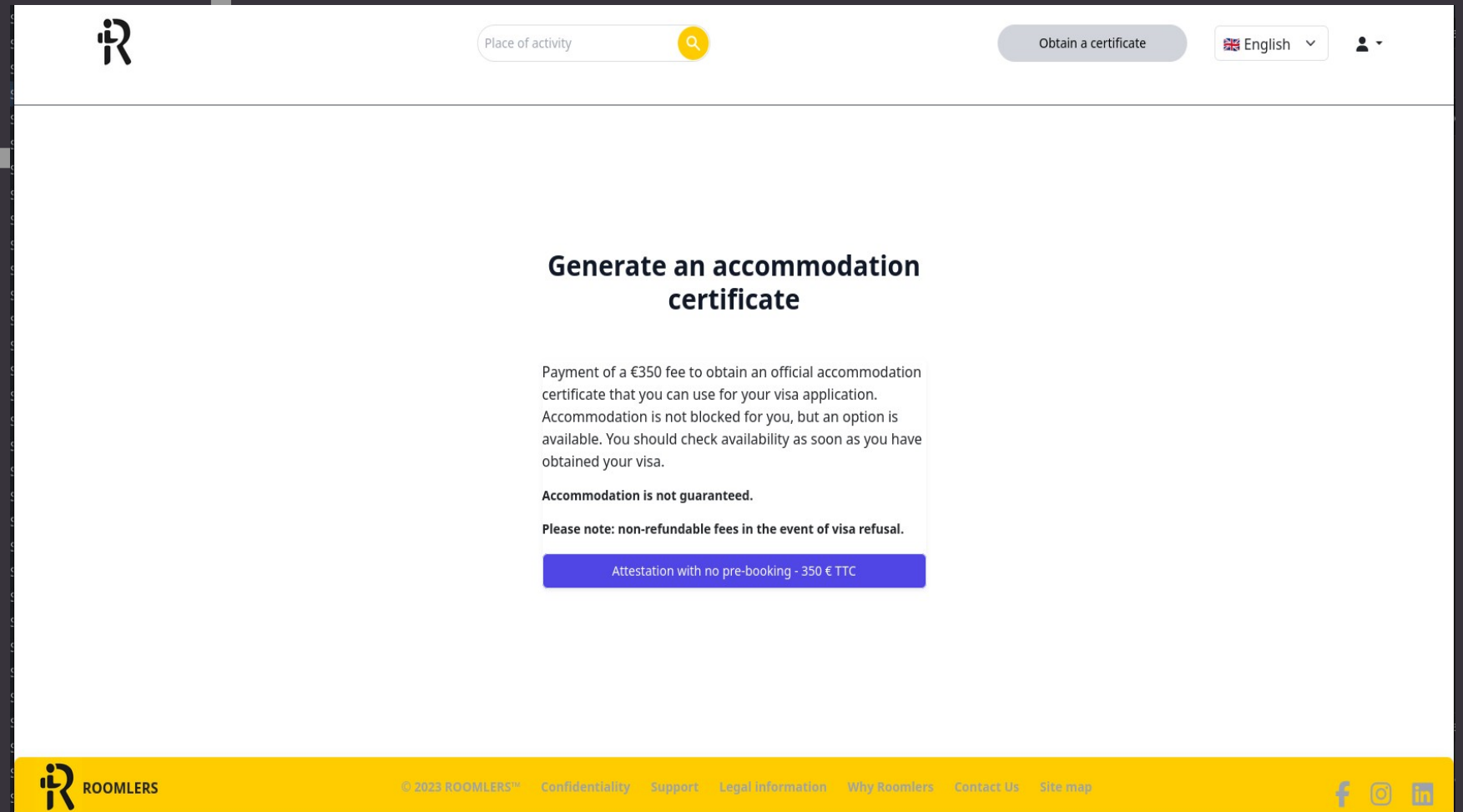
**Obtain a certificate:**

Click on the « Obtain a certificate » button.



## Obtain a certificate:

Click on the « Housing / Accommodation certificate » button.



The screenshot shows the Roomlers website interface. At the top left is the Roomlers logo. To its right is a search bar labeled 'Place of activity' with a magnifying glass icon. Further right is a button labeled 'Obtain a certificate'. On the far right, there is a language dropdown menu set to 'English' and a user profile icon.

### Generate an accommodation certificate

Payment of a €350 fee to obtain an official accommodation certificate that you can use for your visa application. Accommodation is not blocked for you, but an option is available. You should check availability as soon as you have obtained your visa.

**Accommodation is not guaranteed.**

**Please note: non-refundable fees in the event of visa refusal.**

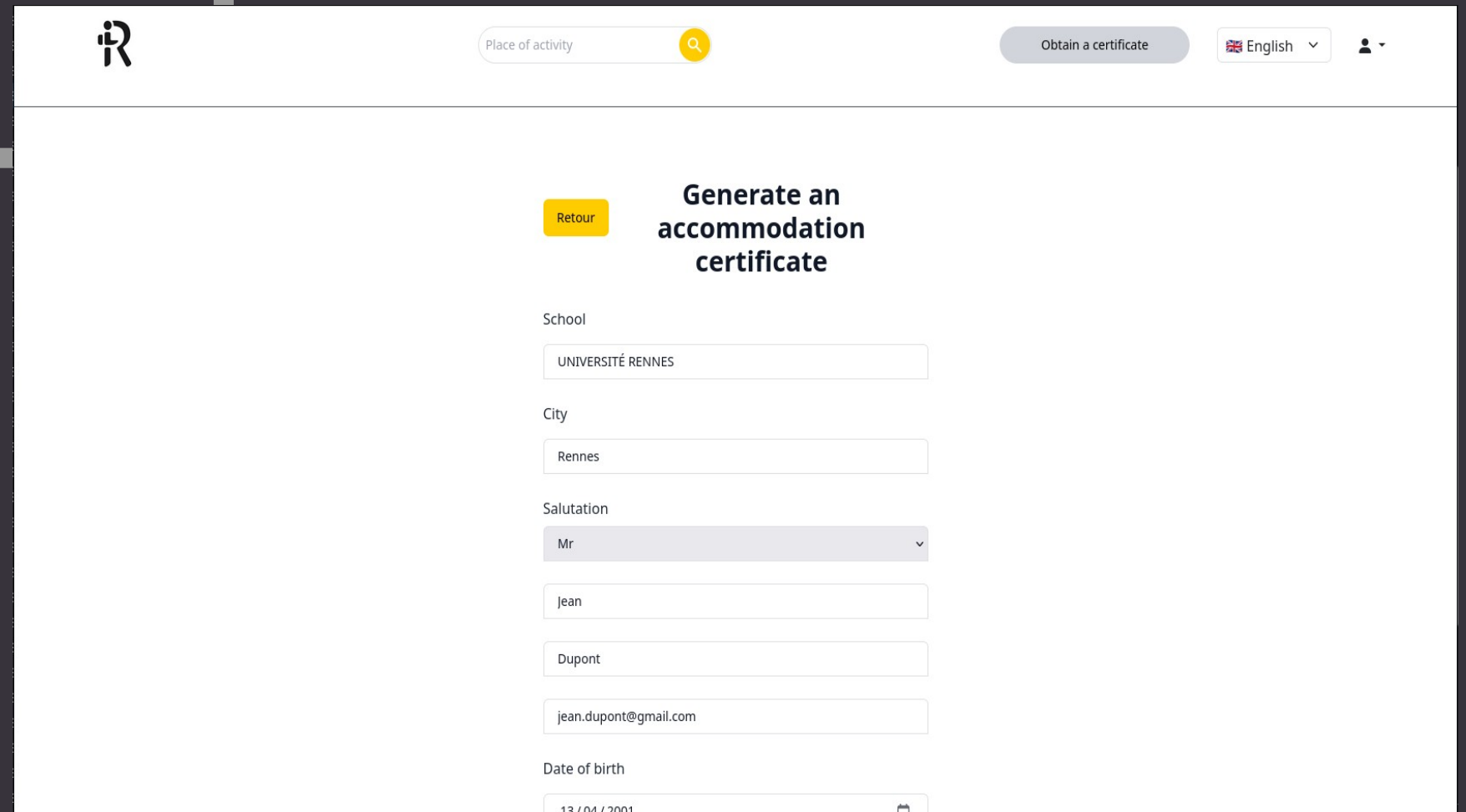
Attestation with no pre-booking - 350 € TTC

At the bottom of the page, there is a yellow footer bar containing the Roomlers logo and name, copyright information '© 2023 ROOMLERS™', a list of links: 'Confidentiality', 'Support', 'Legal information', 'Why Roomlers', 'Contact Us', and 'Site map', and social media icons for Facebook, Instagram, and LinkedIn.

## Obtain a certificate:

Fill in every field accurately.  
The « city » field displays a drop-down list and allows you to choose the place where your campus / School is located.

Click « Next ».



The screenshot shows a web interface for generating an accommodation certificate. At the top left is the logo of the University of Rennes (UR). To its right is a search bar labeled "Place of activity" with a magnifying glass icon. Further right is a button labeled "Obtain a certificate". On the far right, there is a language selector set to "English" and a user profile icon.

The main content area is titled "Generate an accommodation certificate" with a yellow "Retour" button to the left. The form consists of the following fields:

- School:** A text input field containing "UNIVERSITÉ RENNES".
- City:** A text input field containing "Rennes".
- Salutation:** A dropdown menu with "Mr" selected.
- First Name:** A text input field containing "Jean".
- Last Name:** A text input field containing "Dupont".
- Email:** A text input field containing "jean.dupont@gmail.com".
- Date of birth:** A date picker field containing "13 / 04 / 2001".

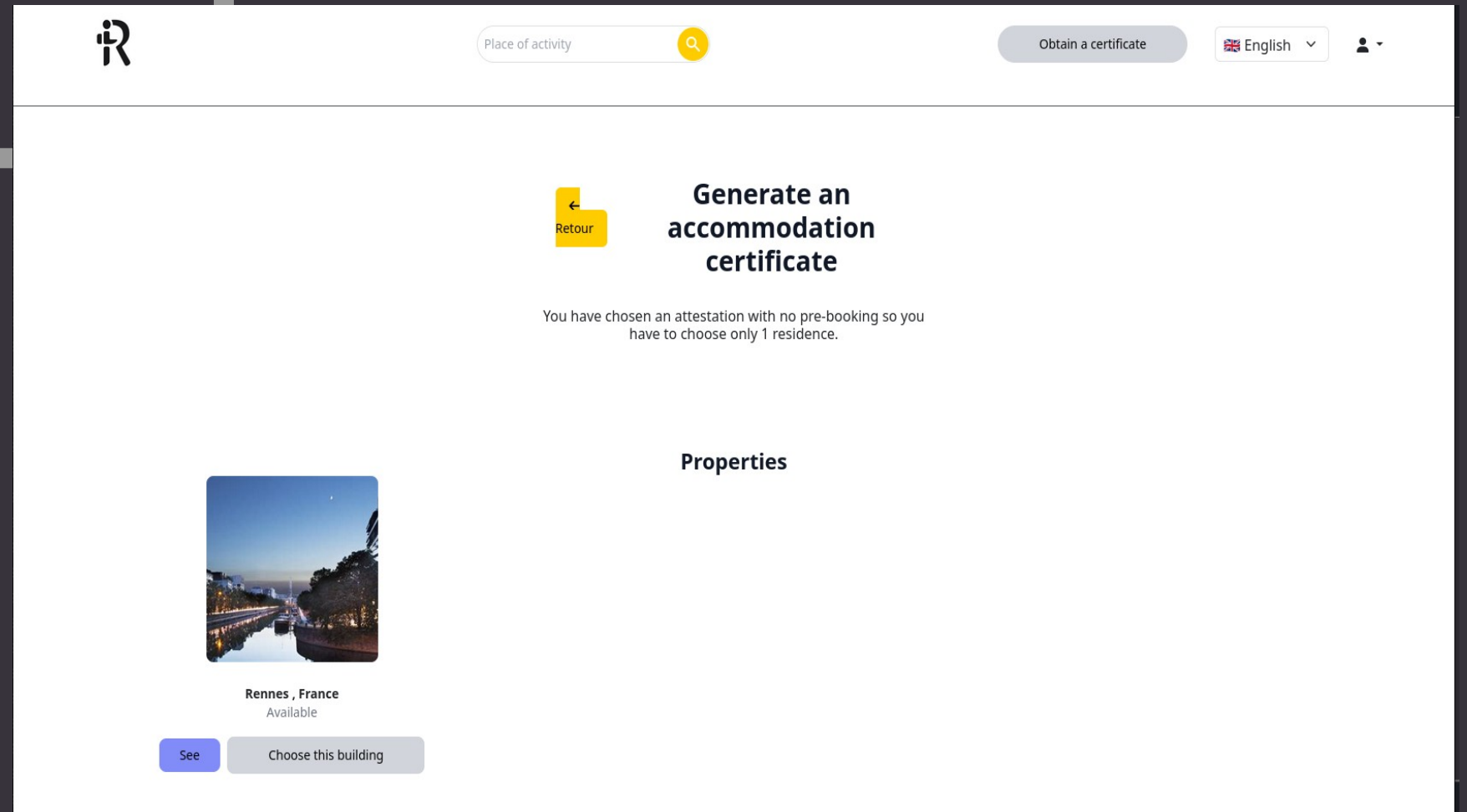
## Obtain a certificate:

The « Properties » and « Residences » options display examples of available accommodations. You can consult the detailed pages (a new tab opens with the requested information) before choosing.

Close the tab and choose a property to generate your certificate.

You will need to confirm this information after obtaining your visa.

Click « Next » at the bottom of the page.



The screenshot shows a web application interface. At the top left is a logo consisting of a stylized 'R' with a person icon. To its right is a search bar labeled 'Place of activity' with a magnifying glass icon. Further right is a button labeled 'Obtain a certificate'. On the far right, there is a language dropdown menu set to 'English' and a user profile icon.

The main content area features a yellow button with a left arrow and the text 'Retour'. Below this is the heading 'Generate an accommodation certificate'. A message states: 'You have chosen an attestation with no pre-booking so you have to choose only 1 residence.'

Under the heading 'Properties', there is a square image of a river scene at dusk. Below the image, the text reads 'Rennes , France' and 'Available'. At the bottom of this section are two buttons: a blue 'See' button and a grey 'Choose this building' button.

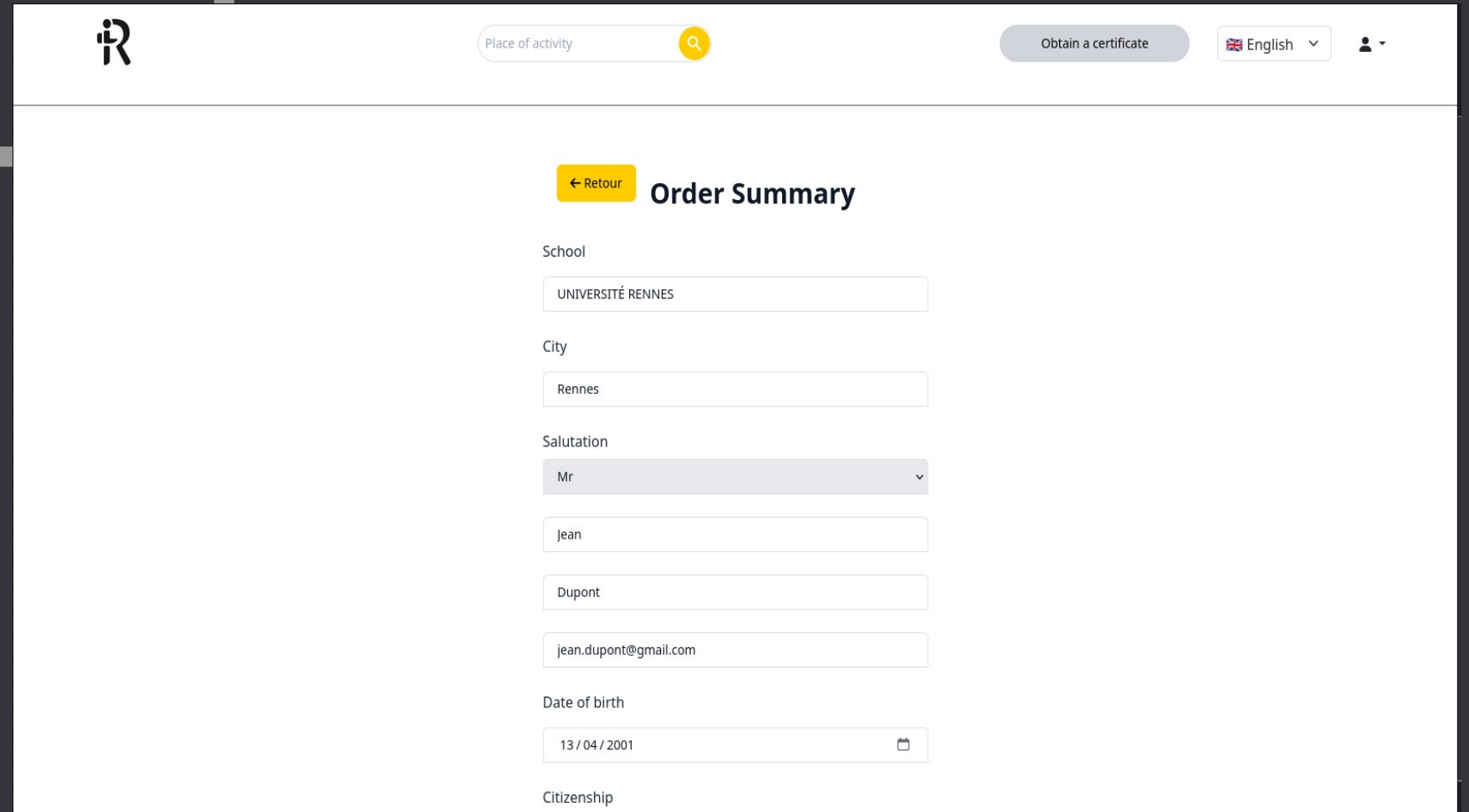


## Obtain a certificate:

Review the information that will be used to generate your certificate.

Don't forget to tick the box to accept our T&Cs.

Then click « Next » at the bottom of the page.



The screenshot displays the 'Order Summary' page of the University of Rennes website. The page features a white background with a dark header. The header includes the University of Rennes logo, a search bar labeled 'Place of activity', a yellow search icon, a button labeled 'Obtain a certificate', a language dropdown menu set to 'English', and a user profile icon. The main content area is titled 'Order Summary' and includes a yellow 'Retour' button. The form contains the following fields:

- School: UNIVERSITÉ RENNES
- City: Rennes
- Salutation: Mr
- Name: Jean Dupont
- Email: jean.dupont@gmail.com
- Date of birth: 13 / 04 / 2001
- Citizenship: (field is empty)

### Obtain a certificate:

You have two payment options: by credit / Debit card or bank transfer.

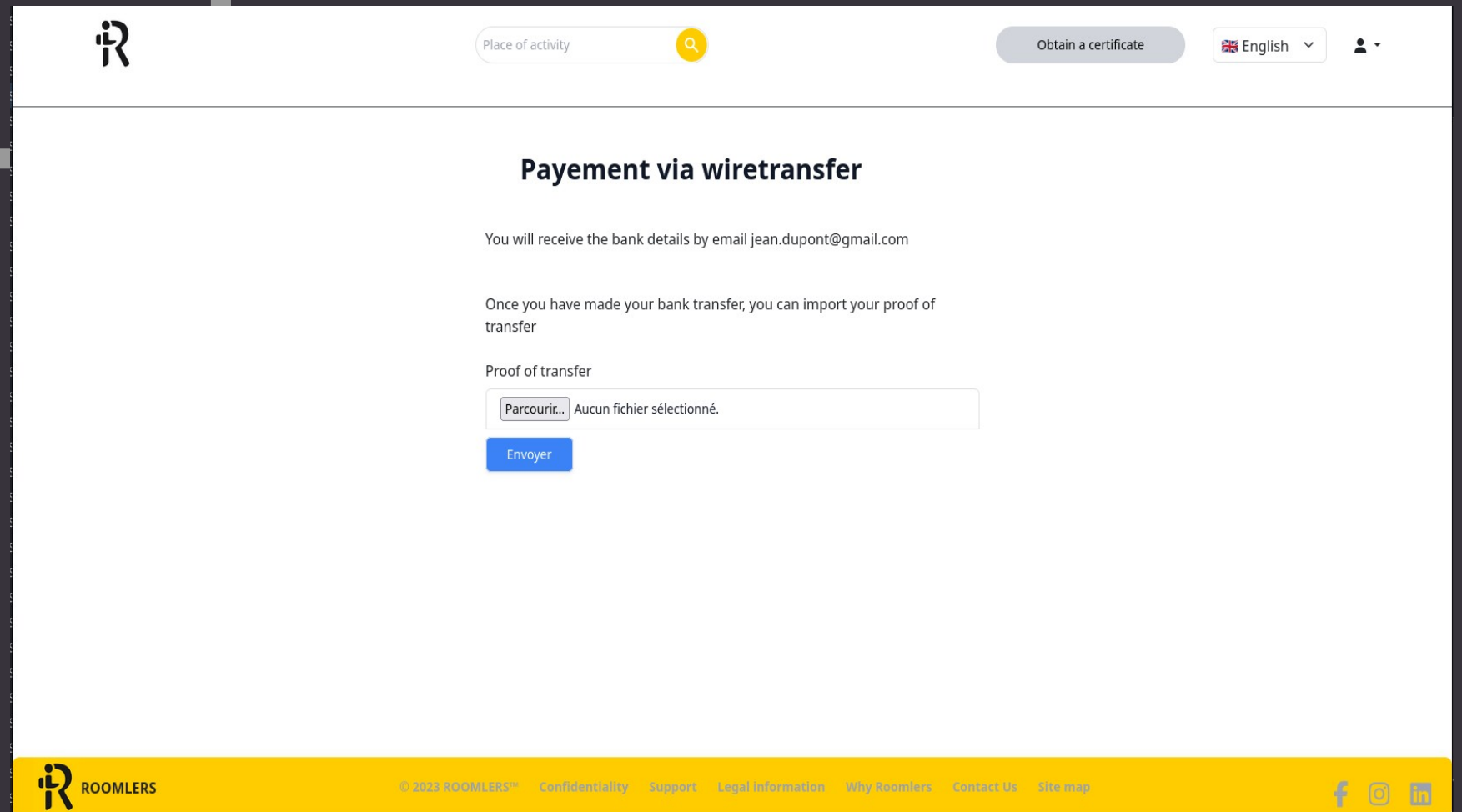
Enter your credit card information and click « Pay ».




The screenshot displays the 'Credit card Payment' interface. At the top, there is a navigation bar with the 'iR' logo, a search bar labeled 'Place of activity', a button for 'Obtain a certificate', and a language dropdown set to 'English'. The main content area has a yellow '← Back' button and the title 'Credit card Payment'. Below this, the 'Payment' section shows 'Accommodation certificate' and '350 € TTC'. A blue button labeled 'I don't have a credit card' is present. The 'PayZen' logo is prominently displayed, with 'VISA', 'MC', and 'AMERICAN EXPRESS' logos below it. Three input fields are provided: 'Card Number' with a card icon, 'MM/YY' with a calendar icon, and 'CVV' with a question mark icon. At the bottom, a large blue button reads 'PAY €350.00'.

### Obtain a certificate:

If you choose the payment option by bank transfer, an email will be sent to you with the bank details for payment.

Once your transfer has been made, upload the proof of transfer (receipt) to this page and click « Send ».



 Place of activity  Obtain a certificate English 


## Payement via wiretransfer

You will receive the bank details by email jean.dupont@gmail.com




Once you have made your bank transfer, you can import your proof of transfer

Proof of transfer

Aucun fichier sélectionné.

 ROOMLERS

© 2023 ROOMLERS™ Confidentiality Support Legal information Why Roomlers Contact Us Site map

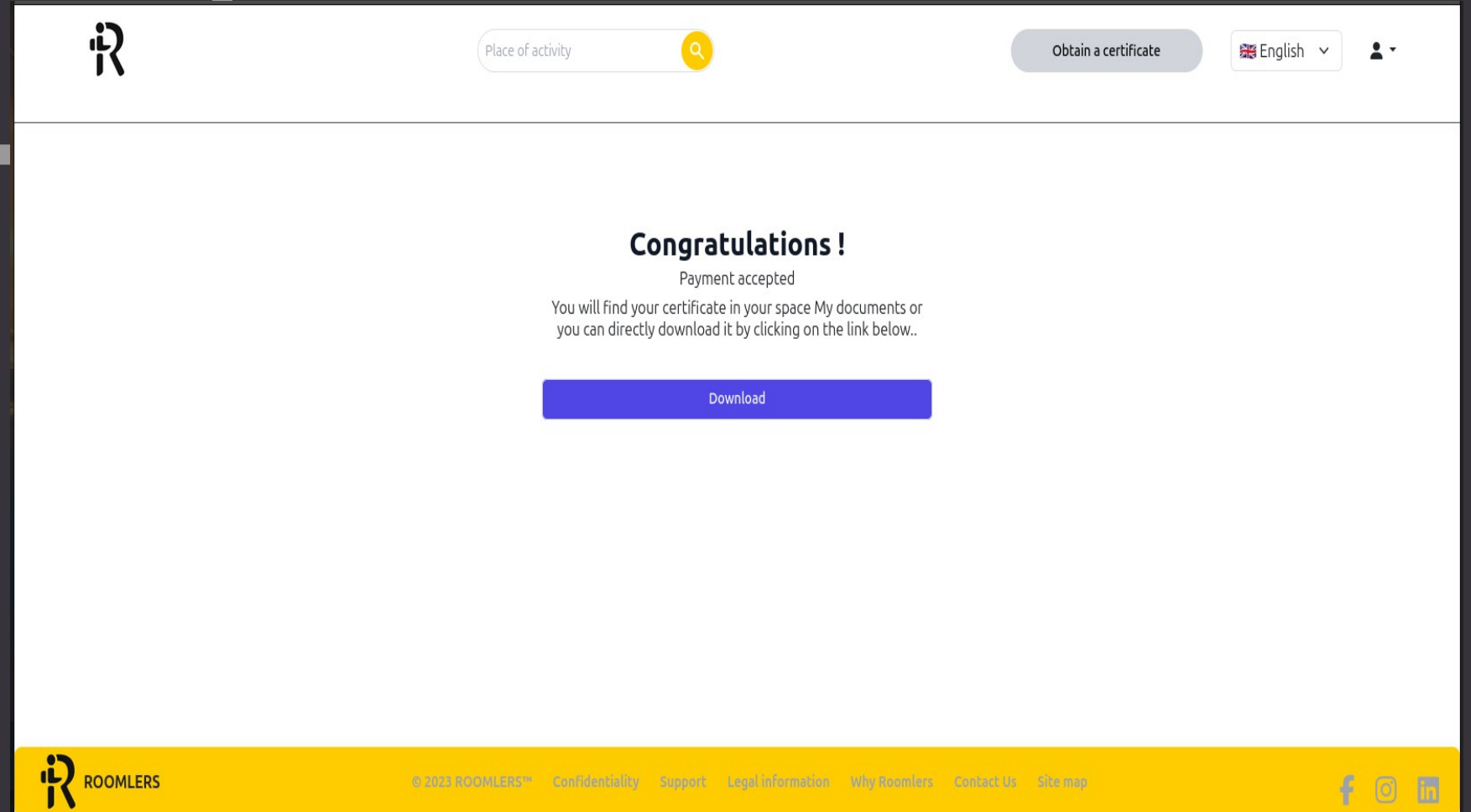
## Obtain a certificate:

After payment, you can download your certificate.

To download it directly, click on the « Download » button.

You can also find it in the « My Documents » section of the main menu.

Finally, your certificate is immediately sent by email to your contact address. Another email will be sent to you with your payment receipt.



The screenshot shows the Roomlers website interface. At the top left is the Roomlers logo (a stylized 'iR'). To its right is a search bar labeled 'Place of activity' with a magnifying glass icon. Further right is a button labeled 'Obtain a certificate'. To the right of the button is a language dropdown menu showing 'English' with a flag icon and a dropdown arrow. At the far right is a user profile icon with a dropdown arrow. The main content area is white and features a large 'Congratulations!' heading in bold. Below it, the text reads 'Payment accepted' and 'You will find your certificate in your space My documents or you can directly download it by clicking on the link below..'. A prominent blue button labeled 'Download' is centered below the text. The footer is a solid yellow bar containing the Roomlers logo and name on the left, copyright information '© 2023 ROOMLERS™' and a list of links (Confidentiality, Support, Legal information, Why Roomlers, Contact Us, Site map) in the center, and social media icons for Facebook, Instagram, and LinkedIn on the right.

WITH ROOMLERS  
BOOKING YOUR ACCOMODATION IN FRANCE  
HAS NEVER BEEN SO EASY

---

MORE INFORMATION  
[contact@roomlers.com](mailto:contact@roomlers.com)

A large yellow triangle graphic pointing upwards, with the website URL centered inside it.

[www.roomlers.com](http://www.roomlers.com)